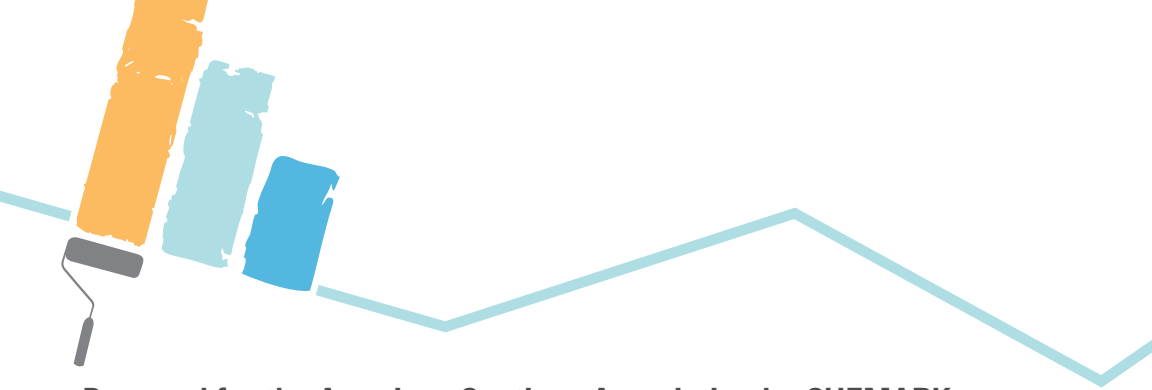


U.S. Paint & Coatings Industry

MARKET | *Analysis*

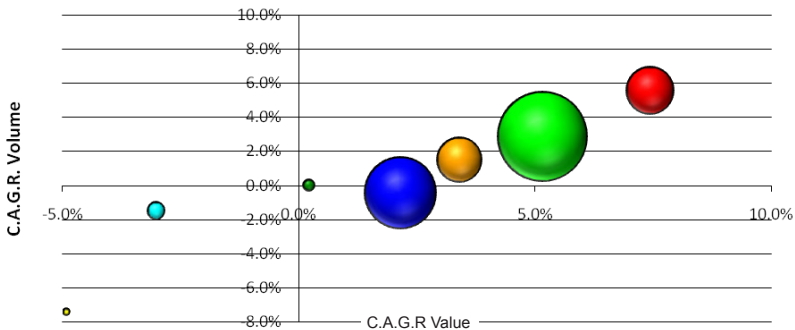
2008 - 2013

**Same reliability.
NEW flexibility.**



Prepared for the American Coatings Association by CHEMARK, this market analysis is the most consistent resource you can use for long-term strategic business planning and short-term critical business decisions — now offered with a supplemental Interactive Strategic Planning Software Tool.

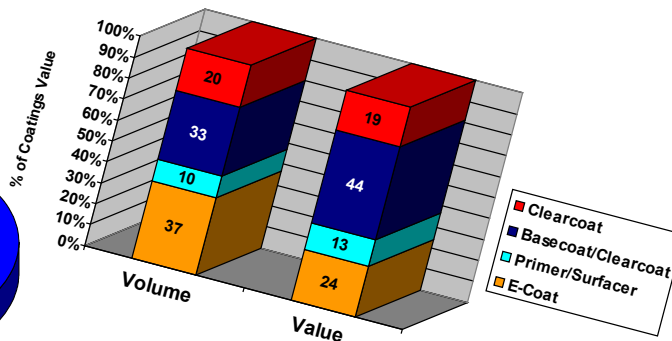
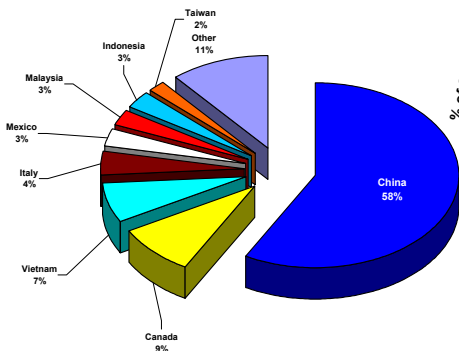
This supplementary software program enhances the forecasting capability of the “base” study and serves as a custom “what if” model that responds to today’s economic volatility.



● Flat ● Gloss ● Semi-gloss, eggshell & satin ● Primers ● Stains ● Other ● Fin. & sealers

Users can build on the wealth of statistical analysis and forecasting data provided in the base study to better plan and tailor their business activities.

The interactive tool allows users to drill down to views of historic data and forecast data at the national, state, and regional level, allowing users to change the value of inputs to the forecast and determine the impact the changes may have on their business models.



To order, go to: www.paint.org/market

Same reliability.

BASE STUDY:

- the most comprehensive and detailed discussion of 21 market segments, with profiles of 81 sub-segments
- combines current U.S. Census data and primary “real world” interviews with key industry experts’ insights on critical purchasing considerations
- includes extensive coverage of supply chain, distribution channels and the impact of trends and issues in major market segments along the chain
- provides specific market share information and breakdown of end-user markets and trends, including end-user segments and sub-segments
- presents key economic, trade, technology, and regulatory and environmental influences on the demand for coatings by sector.
- projects growth rates and forecasts through 2013, in both U.S. dollars and gallons
- versatile and user-friendly electronic report permits a switch from chart to table on a click

NEW flexibility.

INTERACTIVE STRATEGIC PLANNING SOFTWARE TOOL:

The interactive tool allows users to change the value of inputs to the forecast and see what impact the change has on gallon and dollar forecast. For example, if your forecast of architectural coatings for 2010 was based on an assumption of 14% growth in housing starts, and, in 2010, the true number appears to be 9%, the tool enables the user to input the revised 9% housing start rate into the model, which then provides updated gallon and dollar forecasts based on that new input.

The interactive tool will be an online, password-protected subscription to the software, which will enable users to:

- Plan sales territories, conduct advertising analyses, develop resource allocations, and build tailored inventory and production plans through state-level forecasts
- Evaluate expansion and growth opportunities through state and regional forecasts
- Maintain an up-to-date forecast of industry demand as the newest leading indicators become available from different economic data publications

To order, go to: www.paint.org/market

SPECIAL AND EXPANDED CHAPTERS

- Advancements in Nanotechnology
- U.S. Stimulus Spending and Its Impact on Coatings
- The Impact of Globalization on the U.S. Coatings Industry
- The Current State of M&A Activity and Its Impact on the Balance of Power

Mainstay chapters covering specific industry segments will be replete with relevant data, colorful and comprehensive graphs, and the clearest illustration yet of the relationship between customer production and paint usage. These chapters include:

- Architectural Coatings
- OEM Coatings, including:
 - Automobile, Light Truck, Van and SUV Finishes
 - Heavy Duty Truck and Bus Finishes
 - Other Transportation Equipment Finishes
 - Appliance Finishes
 - Wood Furniture, Cabinet and Fixture Finishes
 - Wood and Composition Board Finishes
 - Coil Coatings (Metal Building Product Finishes)
 - Machinery and Equipment Finishes
 - Non-wood Furniture and Fixture Finishes
 - Paper, Paperboard, Film and Foil Finishes
 - Electrical Insulating Coatings
 - Other Industrial Product Finishes
 - Powder Coatings
 - Radiation Cured Coatings
- Special Purpose Coatings, including:
 - Industrial Maintenance Coatings
 - Traffic Marking Paint
 - Automotive Refinish Paints
 - Marine Paints
 - Aerosol Paints
 - Miscellaneous Special Purpose Coatings

Pricing:

- Base Study
 - o \$1,200 Corporate Members
 - o \$1,800 Individual Science and Technology Members
 - o \$2,500 Non-members
- Base version with interactive software tool
 - o \$2,500 corporate members
 - o \$3,700 individual members
 - o \$5,000 non-members
- Site License – available only as base+interactive tool, includes 10 unique user ID/passwords for interactive tool
 - o \$10,000

For more information, including a PowerPoint orientation of the Strategic Planning Software, or to order your copy of *U.S. Paint & Coatings Industry Market Analysis (2008 – 2013)*,

go to **www.paint.org/market**,

or contact ACA's Allen Irish at airish@paint.org.

The *U.S. Paint & Coatings Industry Market Analysis(2008 - 2013)* is prepared for the American Coatings Association by The *CHEMARK* Consulting Group



AmericanCoatings ASSOCIATION

1500 RHODE ISLAND AVENUE N.W. • WASHINGTON, DC 20005

